



Microsoft Teams For Teaching Chinese



What is it?


What can it do?

- Communicate
- Collaborate/Files
- Chats/Meetings
- Assignments and Feedback



Getting Started

Set up Teams

1. Establish your teams
 2. Set up channels
 3. Set up a lesson
- 



TEAMS

Activity

Chat

Teams

Assignments

Calendar

Calls

Files

...

Apps

Help

Teams

Join or create team

Your teams

Unit 3 Chinese Second Language

2020 Year 7 Chinese A

test

Unit 3 Chinese Second Language Advanced

Learning Leaders

Rs

Ruyton staff

Senior School Staff Room

L2

Languages 2020

LC

Languages (Chinese & Spanish)

IS

2020 International Students

Chinese Debating~

CLTAV

teams

3 Chinese Second Lang...
al
cters
H
I
Huang

y
就业
技及影响

General Posts Files Class Notebook Assignments Grades +

Team ...

Today

Announcement Everyone can reply Post in multiple channels

B I U | | A AA Paragraph | < > : : , " ' </> ! ↶ ↷

新科技及影响

五月二十日Double Periods

Unit 3 Chinese Second Language

1. **vocabulary** (10 minutes): go to the character exercises in the folder 《新科技及影响》 or Quizlet <https://quizlet.com/507484539/新科技及影响-flash-cards/>

2. continue the work started yesterday in **Padlet**. Use the readings in Page 178 and Page 185 of the textbook (20 minutes) .

3. Go through the Padlet posts shared and **summarise the key information.**

4. **2020 Chinese Second Language Sample Written Examination Paper** (Section 2)

5. **Homework:** complete the writing task set on Monday. If done, complete Section 2 of the sample paper.



Navigation of the activities

- Use these buttons to navigate, etc
- have a Chat, join a Team, set an assignment, schedule a meeting and make a call.
- Launch or search an app.



Activity



Chat



Teams



Assignments



Calendar



Calls



Files



Setting up a Lesson




新科技及影响

五月十四日

1. Continue to discuss the skills for Listening and Reading, using 2016 paper, and the implications for preparation for SAC 2
2. Quick vocabulary pretest:

<https://quizlet.com/507484539/新科技及影响-flash-cards/>

[See more](#)



新科技及影响

25 terms · 发明 → invention, 用途 → use, usage, 必不可少 → essential, 日常用品 → daily necessities, 现代 → modern, 变化 → change, 信息 → information, 工具 → tool, 随时随地 → at any time and any place, 扩大 → to expand, 知识面 ...

quizlet.com

← Reply



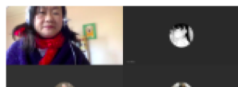
Danyang McAuliffe 5/14 11:52 AM

back to Period 4 now please

← Reply

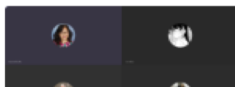


Meeting ended: 1h 51m



Meeting

Recorded by: Danyang McAuliffe



Meeting

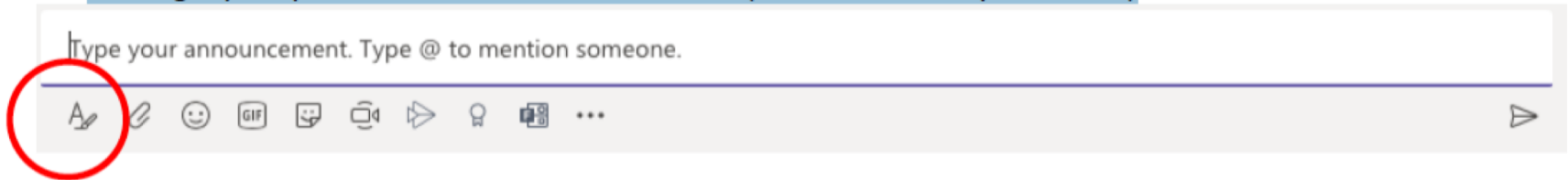
Recorded by: Danyang McAuliffe

Start a new conversation. Type @ to mention someone.

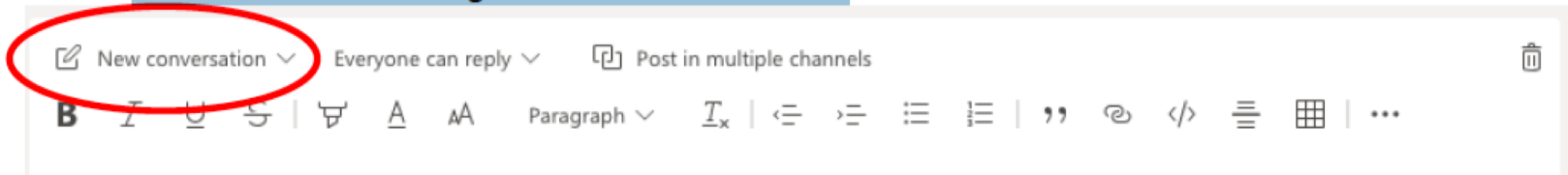
How to use Teams to deliver content?

How to set up lesson instructions that won't get lost amongst student's posts

1. Begin your post. Click on the format icon - A (underlined with paintbrush)



2. A larger text box will appear where you can then format all your lesson instructions. Click on 'New Conversation' can change this to 'Announcement'





实际操作

Use Team Test to demonstrate.



Distance Teaching and Learning 远 程教学

- What are the students' voices?
- What do the teachers think about it at this special time?



Work samples 在课堂上用过的一些练习

1. online resources to engage students (有趣、动态知识) :
 - Quizlet: <https://quizlet.com/502977843/远程教育-flash-cards/>
 - Duolingo lessons: <https://schools.duolingo.com/classroom/3738920/assignments/49f03df55fb2483b924ab0fabe956385>



More online tools or resources

- YouTube clips: 在YouTube 有很多authentic resources.
 - a grammar exercise :
<https://www.youtube.com/watch?v=Ri8dLkmCRRs>
(语法点：的、地、得)
 - A speech related to the topic:
<https://www.youtube.com/watch?v=W35Aahf883Q&t=336s>
- 《迎接中国科技领先的新时代》
- Kahoot games
- Hanlexon worksheets:



Activities and Differentiation in Teams

- Microsoft Teams offers a variety of tools to facilitate differentiation in lesson Familiar Apps -Word, Excel, PowerPoint enable content to be provided in familiar formats
- Video can be used to demonstrate how to write characters and to give instructions etc.
- Flash cards combining visual and audio cues, using Quizlet
- Easy access to tools such as Padlet, Google Docs and Google Forms etc
- Link tab back to School's Learning Management System



Some examples of differentiation in Teams

- Use Hanlexon to create reading and writing activities. The exercises are numbered.

Season1: <https://drive.google.com/file/d/1Ag3-GfrjH1hg1ta3k2Imf2vH8vIQvsEr/view?usp=sharing>

Season2: https://drive.google.com/file/d/13JyTW_c6nkm4VxU3zkX8pddkSvikoAs_/view?usp=sharing

Season3: https://drive.google.com/file/d/19N_PwlyTxX-Rp-1Xw08fa4RC4sXmTtbO/view?usp=sharing

- Set up tasks that allow students to extend their abilities, e.g. in Year 7, we did 《我的偶像》 after we studied Unit 1, Easy Steps to Chinese 3. This can be done in Word, PPT or iMovie etc. The students can choose what tool they use and they can choose to write about whom they like. There is flexibility.
- In Teams, channels can be set up. Students can have their own individual channel or they can be divided into groups. The teacher sets tasks for different groups to do and checks in to talk to each group. In addition, through sharing files, teachers can send different work to different students.
- In Teams, when setting up a lesson, it would have tasks that requires different skills and knowledge. Students can choose which one they do or they can start with the easy one and get to the difficult one.
- In Teams, differentiation can be achieved by giving feedback or support instantly online. Students can call or message/chat with the teacher. This enable the shy students to communicate with the teacher.
- In Teams, lessons can be recorded and weaker students can replay the recording.



Collaboration in Teams 鼓励学生合作

- Add other staff teaching Chinese so that resources and learning experiences can be shared across Year Levels
- Student input gathered through a variety of methods eg Padlet, Chat...
- Channels
- Collaborative documents can be created online in Word etc
 - give example



Ways to Collaborate

- Padlet: <https://padlet.com/mcauliffed/4csjc3c4rp3hplug>
- Google Docs:
- Google Slides:
- Google Drive: share word documents, sound files, movies etc

They can all be done in Teams.



Use Thinking Routines to encourage students to be independent 学会思考、独立学习

1. An example from Yr 7's work: See 3 before me
<https://drive.google.com/file/d/1x6QnZJk5PVJps2E4BZiShAlu0jLEz4gq/view?usp=sharing>
2. Unit 3 SLA's work: Chalk Talk Routine
3. Unit 3 SL reflection
<https://drive.google.com/file/d/1UFceKg3biwI5GepOsL-2cBAEvW0DwTHc/view?usp=sharing>



在课堂用过的练习

1. Unit 3 第二语言Padlet: <https://padlet.com/mcauliffed/4csjc3c4rp3hplug>
2. Unit 3 第二语言高级：work sample online
3. 两个不同程度的复习练习：

SL：

<https://docs.google.com/document/d/1S6rGJtafOJPidhFHSTiS0KTtTt7f3Z3BPmPOIEsUgQc/edit>

SLA：https://docs.google.com/document/d/1V0DacNGVsBFX0SI-xT_hOgO04IYlsFxb4zNVdFzMB8/edit



Great Professional Reading Materials

<https://www.ronritchhart.com/blog/apollo-13ing-teaching-during-a-global-pandemi>

There are lots of examples of how we can apply the principles of a culture of thinking in the distance learning model.

islearn@is.vic.edu.au also has some very good readings for professional learning.

Cultures of Thinking: https://drive.google.com/file/d/18wp8L-QrmFpiJ2paajCv_BEW1NGPwGfE/view?usp=sharing



Useful websites

1. PL for Microsoft Teams:
education.microsoft.com
2. Education Perfect
3. Quizlet
4. Hanlexon
5. Google Drive
6. Google Docs
7. Google Slides
8. Padlet
9. Duolingo (for School)
10. YouTube
11. <https://fuse.education.vic.gov.au/pages/learningfromhome>
12. ImmerseMe